

Drilling Angles shown are for 5" PAP – Adjust for other PAPs

## Squatch Hybrid Drilling Chart

	Layout	Layout Specs	Low RG	Int Diff	Total Diff	Performance Differential	RG PAP
	Undrilled	-	2.482	0.005	0.054	0.055	
<b>A</b>	All Purpose	Pin Over 70° x 4-1/2" x 35°		0.020	0.062	0.065	2.520
<b>B</b>	Most Total Hook	Pin Over 70° x 3 3/4" x 20°		0.018	0.064	0.066	2.511
<b>C</b>	Smooth Hook	Pin Under 85° x 4" x 85°		0.009	0.004	0.045	2.513
<b>D</b>	Length with Control	Pin Under 80° x 5 1/4" x 80°		0.010	0.043	0.044	2.525
<b>E</b>	Total Control	Pin Over 90° x 2 1/4" x 45°		0.007	0.037	0.038	2.494
<b>F</b>	Maximum Flare	65° x 4" x 30° with balance hole		0.035	0.081	0.088	2.527

\*Layout F - Maximum Flare utilizes a balance hole and is not USBC compliant as of August 1, 2020

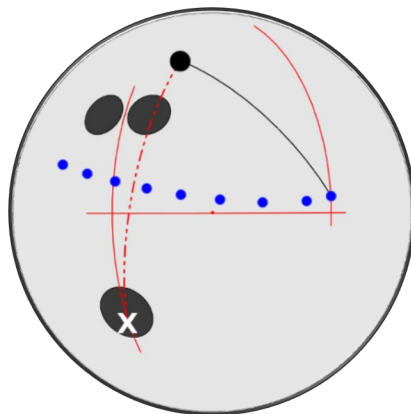
*"Performance Differential" is a term used to accurately describe the track flare of a ball. The TRUE amount of track flare of a drilled ball is related to both the intermediate and total differential of the drilled ball. The "Performance Differential" of the drilled ball measures the relationship between the intermediate and total differential to give an accurate measure of the amount of track flare in the drilled ball.*

**RADICALBOWLING.COM**

# Suggested Layouts for Symmetric Cores

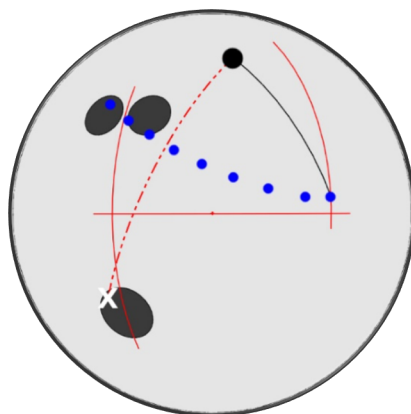
## A – All Purpose

**Pin Over**  
**70° x 4 ½" x 35°**



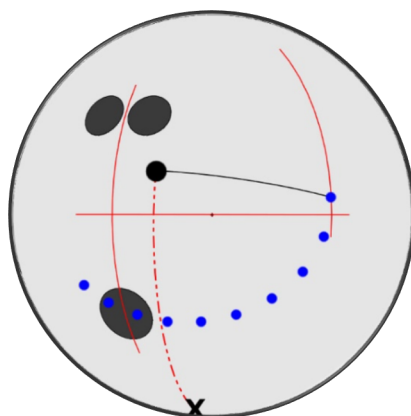
## B – Maximum Hook

**Pin Over**  
**70° x 3 ¾" x 20°**



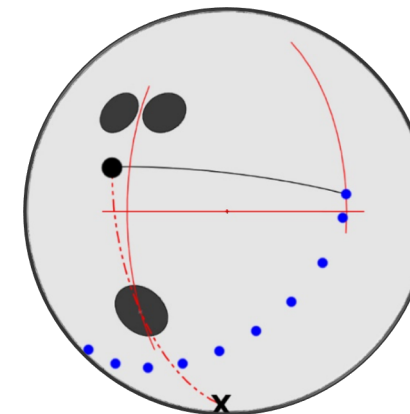
## C – Smooth Hook

**Pin Below**  
**85° x 4" x 85°**



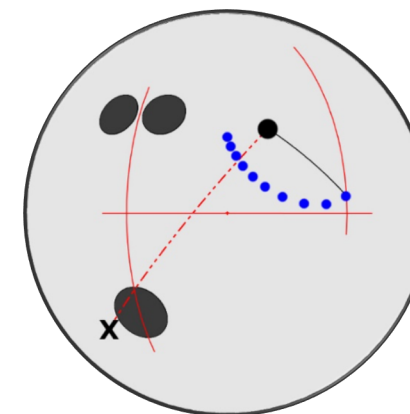
## D – Length with Control

**Pin Under**  
**80° x 5 ¼" x 80°**



## E – Total Control

**Pin Beside**  
**90° x 2 ¼" x 45°**



## F – Maximum Flare

**65° x 4" x 30°**  
**with balance hole**

*\*Not USBC Compliant  
as of August 1, 2020*

